
















The following symbols are used to give feedback on your work. You must write your targets yourself in your book.

	Review the learning objective: " ____ ". [write in the specific objective].
	Review the concept: " ____ ". [Write the concept]
	Add more detail in descriptions.
	Give reasons when asked to "explain".
	Complete all tasks assigned - don't leave questions unanswered.
	Presentation - cut worksheets to fit and stick them in without folding.
	Add a heading to graphs and diagrams
	Add axes titles on graphs.
	Draw graph lines using point-to-point ruled or a smooth curve.
	Draw diagrams with greater care and accuracy. Re-draw the diagram from " ____ "
	Use the correct utensil: writing in pen, drawing in pencil.
	Label diagrams.

If your work is great and there are no obvious issues, you might get the following suggestions for extension:

	Add detail to your work with further research.
	Describe some examples to put the work into context.
	Summarise the work in a diagram